

Provider: Dr. Lianne Marks
Patient: Sample Patient Name
Accession #: 2024028574
Collected: 2024-03-20

E-Mail: SampleEmail@onsiteclinicalcare.com
Sex: F
Age: 24
Received: 2024-03-20

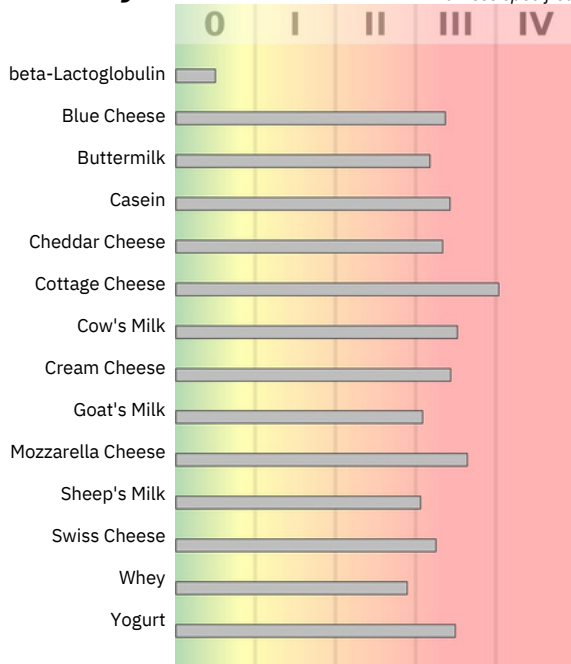
Sample Type: DBS
Date of Birth: 2000-03-22
Completed: 2024-03-20

IgG

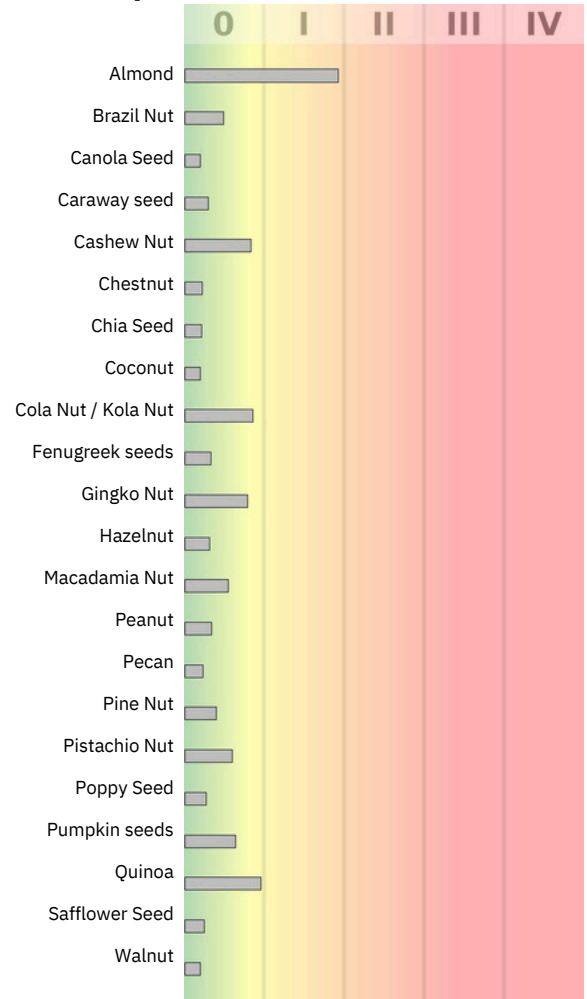
CLIA #: 50D0965661
CAP accredited

Dairy

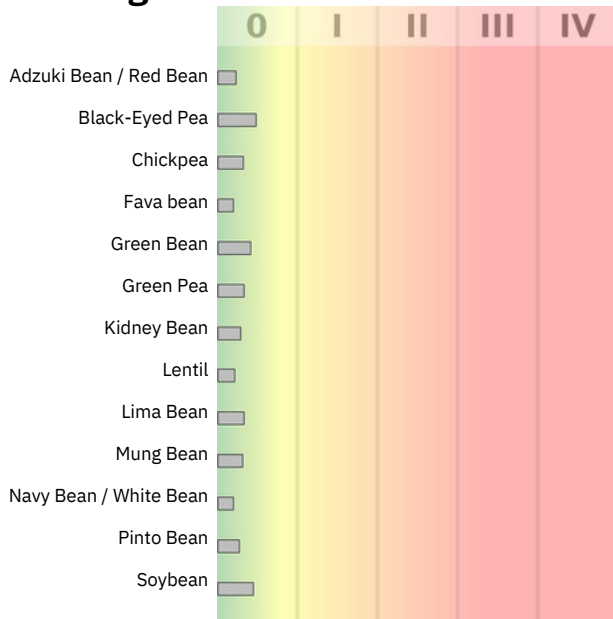
Bovine-derived unless specified



Nuts/Seeds



Legumes



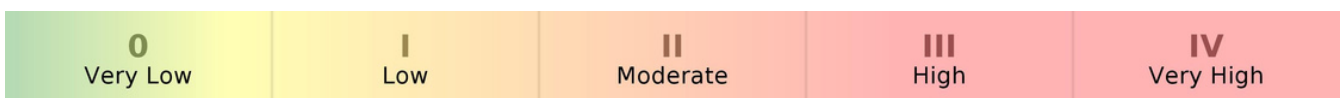
Eggs



© US BioTek Laboratories

Reaction Class

Director: Jillian Harrington, PhD, HCLD (ABB)



US BioTek Laboratories' proprietary ELISA analyses are designed to assay specific IgG (subclasses 1, 2, 3, 4) and IgA (subclasses 1, 2) antibodies. The classification of 0 to IV denotes the level of IgG and/or IgA antibodies detected through spectrophotometric analysis. The antigens on the panel are subject to change without prior notice. Reference ranges are updated periodically. This test was developed and its performance characteristics determined by US BioTek Laboratories, LLC, 16020 Linden Ave N, Shoreline, WA 98133, USA. Test methodology has not been cleared or approved by the U.S. Food and Drug Administration.

Provider: Dr. Lianne Marks
Patient: Sample Patient Name
Accession #: 2024028574
Collected: 2024-03-20

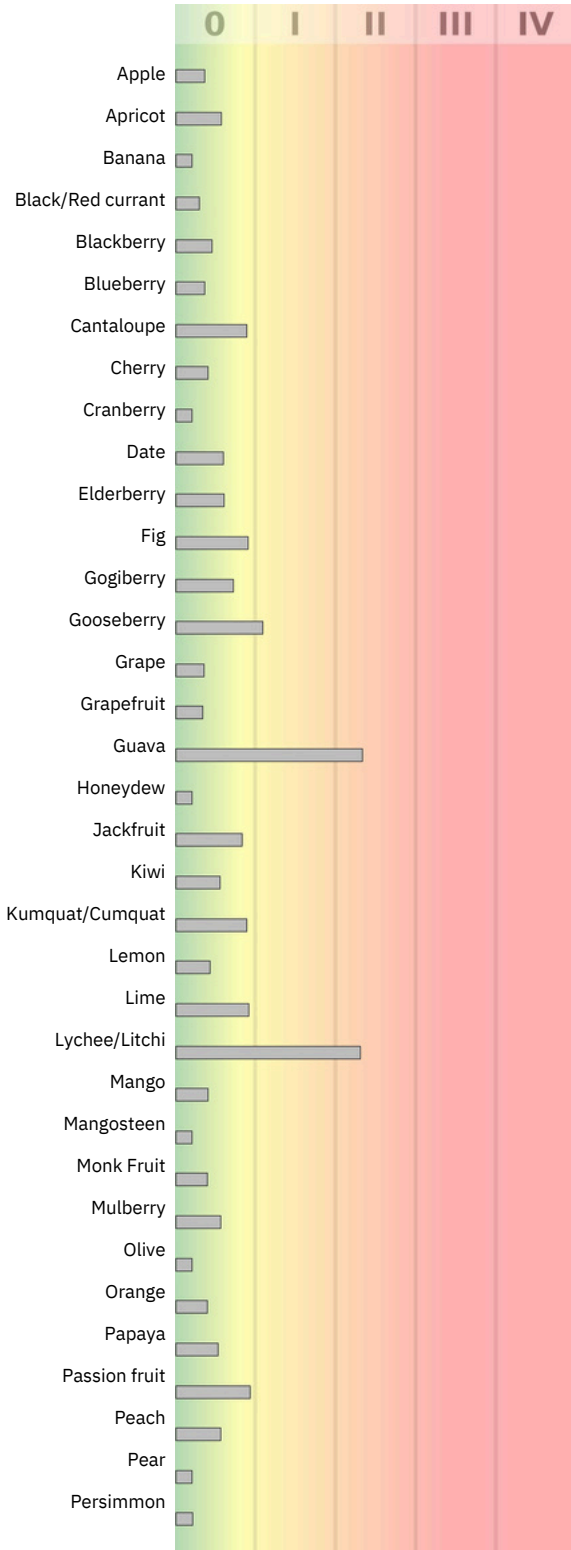
E-Mail: SampleEmail@onsiteclinicalcare.com
Sex: F
Age: 24
Received: 2024-03-20

Sample Type: DBS
Date of Birth: 2000-03-22
Completed: 2024-03-20

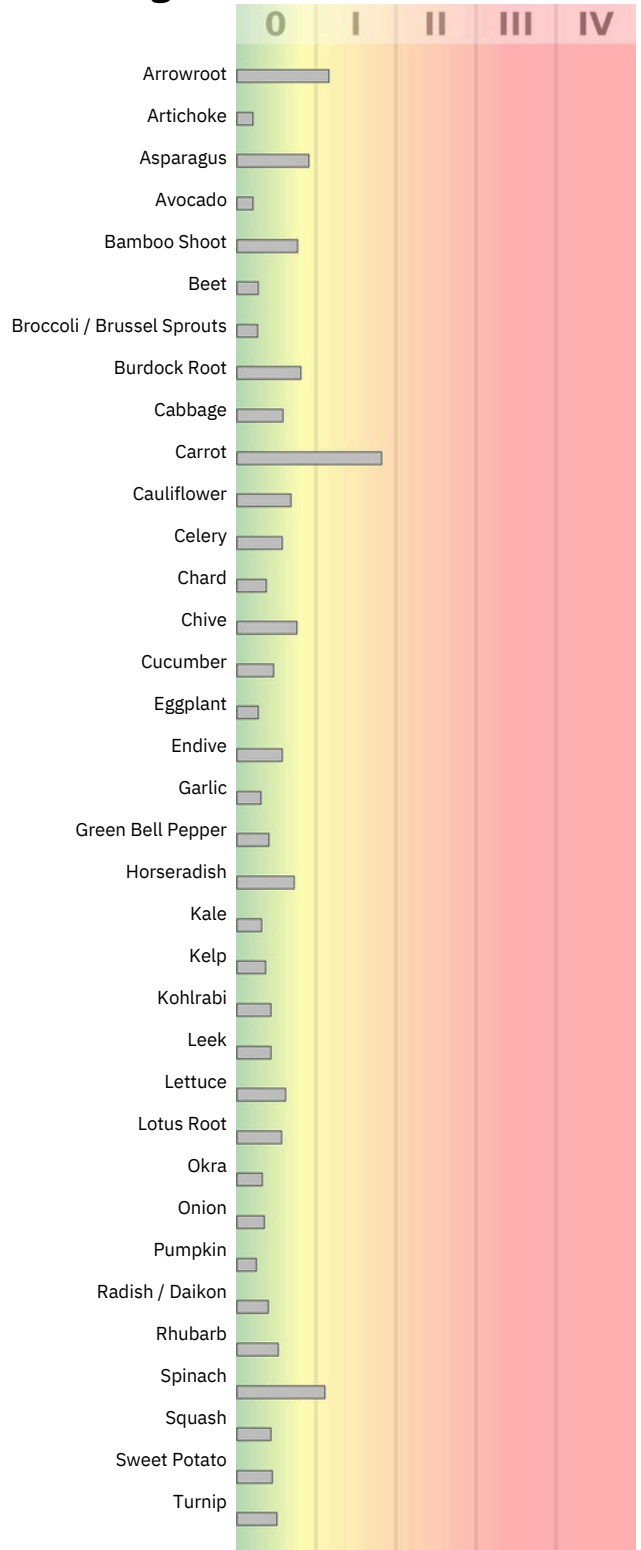
IgG

CLIA #: 50D0965661
CAP accredited

Fruits



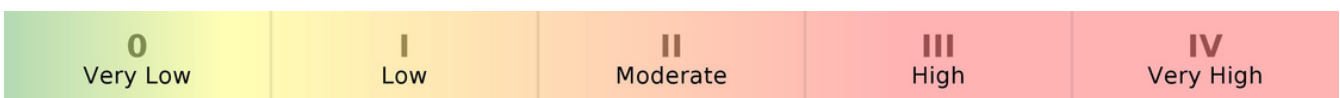
Vegetables



© US BioTek Laboratories

Reaction Class

Director: Jillian Harrington, PhD, HCLD (ABB)



US BioTek Laboratories' proprietary ELISA analyses are designed to assay specific IgG (subclasses 1, 2, 3, 4) and IgA (subclasses 1, 2) antibodies. The classification of 0 to IV denotes the level of IgG and/or IgA antibodies detected through spectrophotometric analysis. The antigens on the panel are subject to change without prior notice. Reference ranges are updated periodically. This test was developed and its performance characteristics determined by US BioTek Laboratories, LLC, 16020 Linden Ave N, Shoreline, WA 98133, USA. Test methodology has not been cleared or approved by the U.S. Food and Drug Administration.

Provider: Dr. Lianne Marks
Patient: Sample Patient Name
Accession #: 2024028574
Collected: 2024-03-20

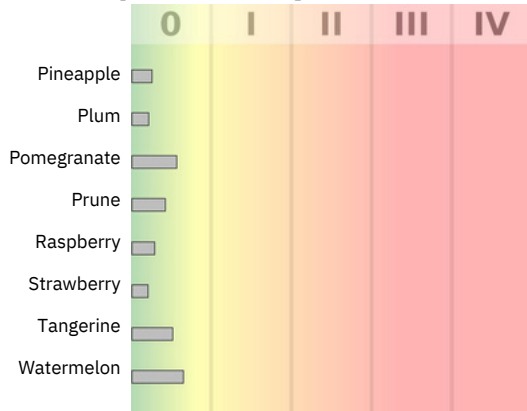
E-Mail: SampleEmail@onsiteclinicalcare.com
Sex: F
Age: 24
Received: 2024-03-20

Sample Type: DBS
Date of Birth: 2000-03-22
Completed: 2024-03-20

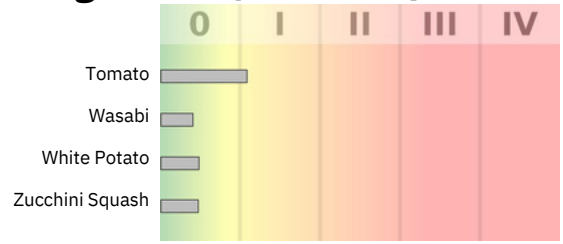
IgG

CLIA #: 50D0965661
CAP accredited

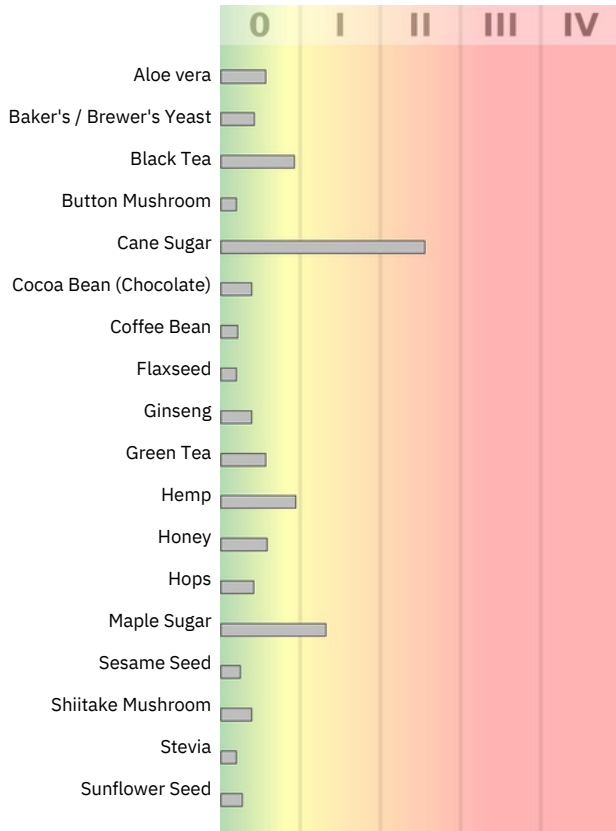
Fruits (Continued)



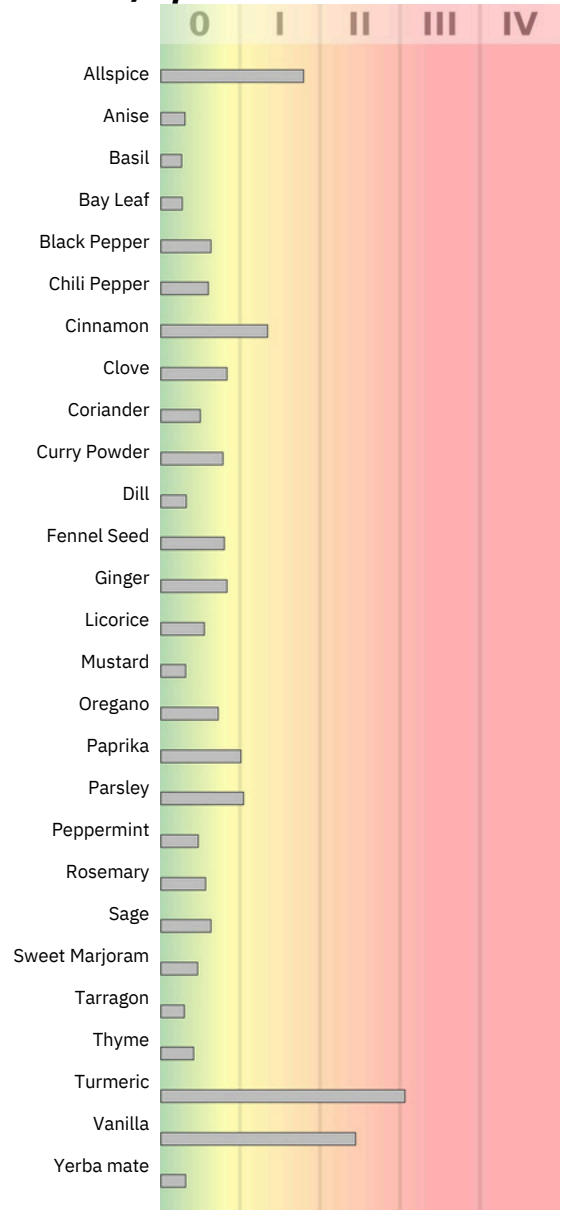
Vegetables (Continued)



Miscellaneous



Herbs/Spices



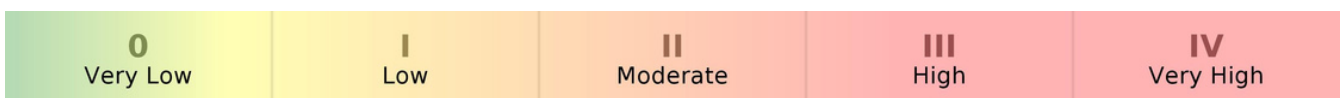
Candida Screen



© US BioTek Laboratories

Reaction Class

Director: Jillian Harrington, PhD, HCLD (ABB)



US BioTek Laboratories' proprietary ELISA analyses are designed to assay specific IgG (subclasses 1, 2, 3, 4) and IgA (subclasses 1, 2) antibodies. The classification of 0 to IV denotes the level of IgG and/or IgA antibodies detected through spectrophotometric analysis. The antigens on the panel are subject to change without prior notice. Reference ranges are updated periodically. This test was developed and its performance characteristics determined by US BioTek Laboratories, LLC, 16020 Linden Ave N, Shoreline, WA 98133, USA. Test methodology has not been cleared or approved by the U.S. Food and Drug Administration.

Provider: Dr. Lianne Marks
Patient: Sample Patient Name
Accession #: 2024028574
Collected: 2024-03-20

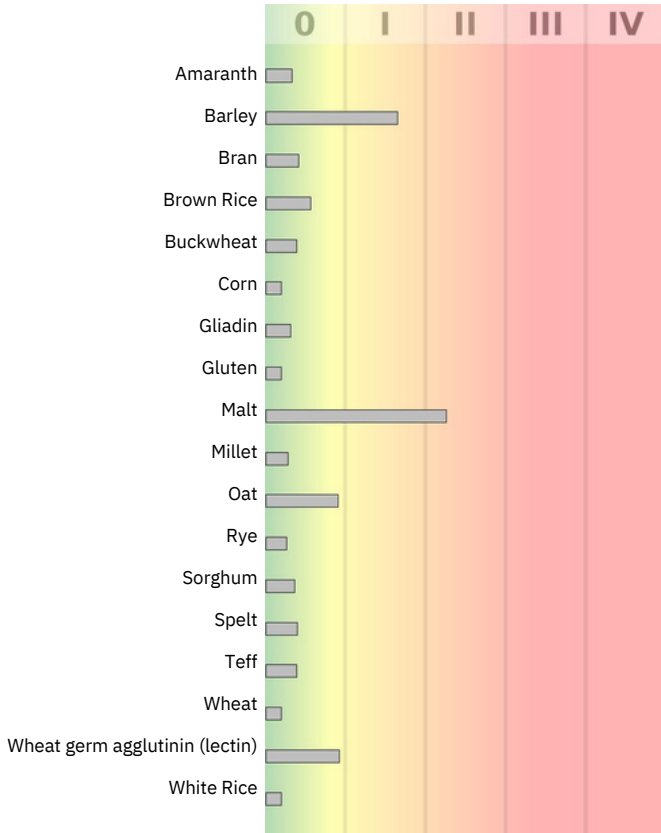
E-Mail: SampleEmail@onsiteclinicalcare.com
Sex: F
Age: 24
Received: 2024-03-20

Sample Type: DBS
Date of Birth: 2000-03-22
Completed: 2024-03-20

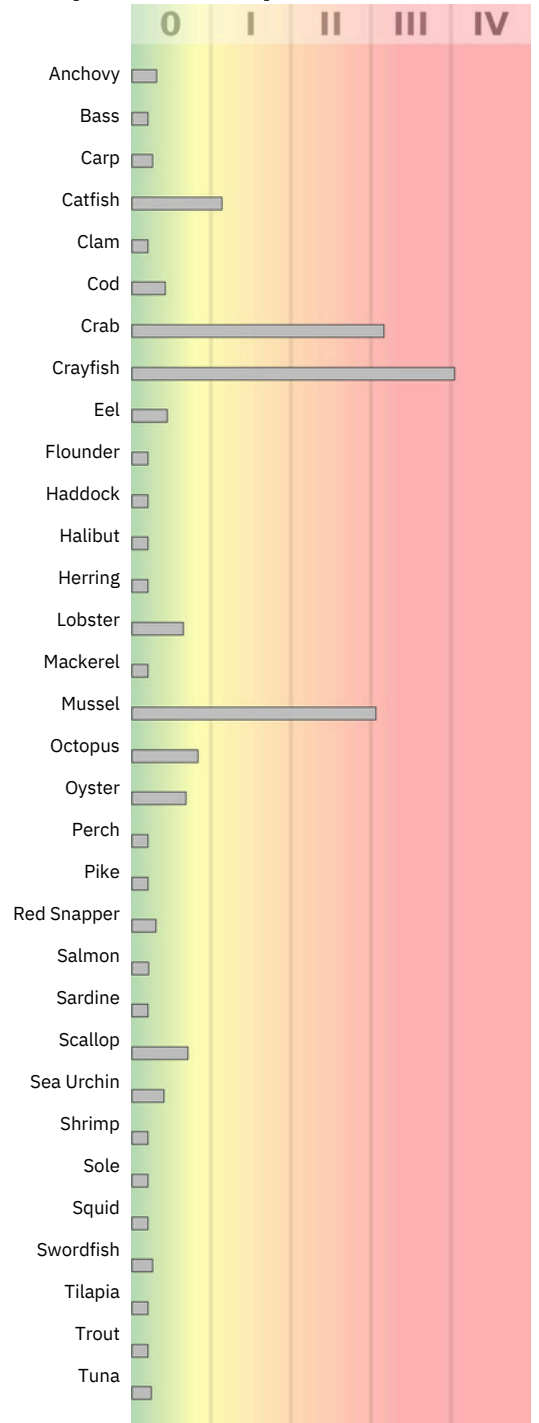
IgG

CLIA #: 50D0965661
CAP accredited

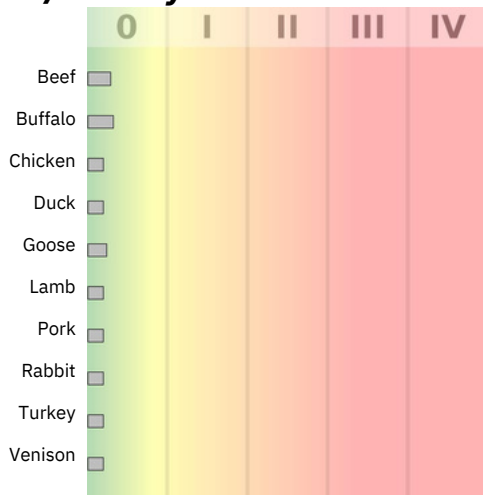
Grains



Fish/Crustacea/Mollusk



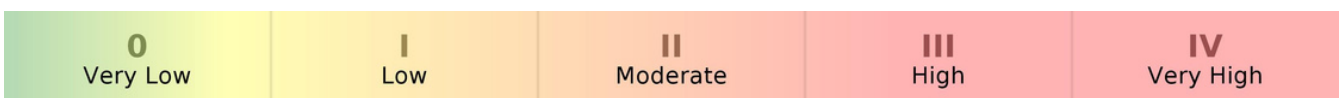
Meat/Poultry



© US BioTek Laboratories

Reaction Class

Director: Jillian Harrington, PhD, HCLD (ABB)



US BioTek Laboratories' proprietary ELISA analyses are designed to assay specific IgG (subclasses 1, 2, 3, 4) and IgA (subclasses 1, 2) antibodies. The classification of 0 to IV denotes the level of IgG and/or IgA antibodies detected through spectrophotometric analysis. The antigens on the panel are subject to change without prior notice. Reference ranges are updated periodically. This test was developed and its performance characteristics determined by US BioTek Laboratories, LLC, 16020 Linden Ave N, Shoreline, WA 98133, USA. Test methodology has not been cleared or approved by the U.S. Food and Drug Administration.

Provider: Dr. Lianne Marks
Patient: Sample Patient Name
Accession #: 2024028574
Collected: 2024-03-20

E-Mail: SampleEmail@onsiteclinicalcare.com
Sex: F
Age: 24
Received: 2024-03-20

Sample Type: DBS
Date of Birth: 2000-03-22
Completed: 2024-03-20

IgG

CLIA #: 50D0965661
CAP accredited

Candida Screen

Antigen Name	Analyte	Class	Value	Very Low Range
Candida albicans	IgG	Very Low	21.42 mg/L	<25 mg/L

Dairy

Antigen Name	Analyte	Class	Value	Very Low Range
beta-Lactoglobulin	IgG	Very Low	1.75 mg/L	<3.5 mg/L
Blue Cheese	IgG	High	10.98 mg/L	<3 mg/L
Buttermilk	IgG	High	9.50 mg/L	<3 mg/L
Casein	IgG	High	12.60 mg/L	<4 mg/L
Cheddar Cheese	IgG	High	10.77 mg/L	<3 mg/L
Cottage Cheese	IgG	Very High	20.06 mg/L	<3 mg/L
Cow's Milk	IgG	High	12.18 mg/L	<2 mg/L
Cream Cheese	IgG	High	11.54 mg/L	<4 mg/L
Goat's Milk	IgG	High	8.75 mg/L	<2 mg/L
Mozzarella Cheese	IgG	High	13.22 mg/L	<3 mg/L
Sheep's Milk	IgG	High	8.51 mg/L	<3 mg/L
Swiss Cheese	IgG	High	10.11 mg/L	<3 mg/L
Whey	IgG	Moderate	7.64 mg/L	<2 mg/L
Yogurt	IgG	High	12.03 mg/L	<3 mg/L

Eggs

Antigen Name	Analyte	Class	Value	Very Low Range
Chicken Egg White	IgG	Very Low	1.58 mg/L	<3.5 mg/L
Chicken Egg Yolk	IgG	Very Low	1.62 mg/L	<3 mg/L
Duck Egg Whole	IgG	Very Low	1.74 mg/L	<2.8 mg/L

Fish/Crustacea/Mollusk

Antigen Name	Analyte	Class	Value	Very Low Range
Anchovy	IgG	Very Low	0.63 mg/L	<2 mg/L
Bass	IgG	Very Low	0.00 mg/L	<2 mg/L
Carp	IgG	Very Low	0.52 mg/L	<2 mg/L
Catfish	IgG	Low	3.26 mg/L	<3 mg/L
Clam	IgG	Very Low	0.33 mg/L	<2.5 mg/L
Cod	IgG	Very Low	2.14 mg/L	<5 mg/L
Crab	IgG	High	9.30 mg/L	<3 mg/L
Crayfish	IgG	Very High	20.51 mg/L	<4 mg/L
Eel	IgG	Very Low	1.34 mg/L	<3 mg/L
Flounder	IgG	Very Low	0.42 mg/L	<2.5 mg/L
Haddock	IgG	Very Low	0.44 mg/L	<3 mg/L
Halibut	IgG	Very Low	0.00 mg/L	<2 mg/L
Herring	IgG	Very Low	0.15 mg/L	<2 mg/L
Lobster	IgG	Very Low	2.59 mg/L	<4 mg/L
Mackerel	IgG	Very Low	0.74 mg/L	<4 mg/L
Mussel	IgG	High	8.54 mg/L	<2.8 mg/L
Octopus	IgG	Very Low	2.51 mg/L	<3 mg/L
Oyster	IgG	Very Low	10.95 mg/L	<16 mg/L
Perch	IgG	Very Low	0.51 mg/L	<4 mg/L
Pike	IgG	Very Low	0.69 mg/L	<8 mg/L
Red Snapper	IgG	Very Low	0.60 mg/L	<2 mg/L
Salmon	IgG	Very Low	0.63 mg/L	<3 mg/L
Sardine	IgG	Very Low	0.00 mg/L	<2 mg/L
Scallop	IgG	Very Low	2.11 mg/L	<3 mg/L
Sea Urchin	IgG	Very Low	1.21 mg/L	<3 mg/L
Shrimp	IgG	Very Low	0.14 mg/L	<2.5 mg/L
Sole	IgG	Very Low	0.04 mg/L	<2.5 mg/L
Squid	IgG	Very Low	0.78 mg/L	<4 mg/L
Swordfish	IgG	Very Low	0.78 mg/L	<3 mg/L
Tilapia	IgG	Very Low	0.32 mg/L	<2 mg/L
Trout	IgG	Very Low	0.04 mg/L	<2.5 mg/L
Tuna	IgG	Very Low	1.21 mg/L	<5 mg/L

Fruits

Antigen Name	Analyte	Class	Value	Very Low Range
Apple	IgG	Very Low	1.83 mg/L	<5 mg/L
Apricot	IgG	Very Low	1.15 mg/L	<2 mg/L
Banana	IgG	Very Low	0.43 mg/L	<6 mg/L
Black/Red currant	IgG	Very Low	0.87 mg/L	<3 mg/L
Blackberry	IgG	Very Low	1.37 mg/L	<3 mg/L
Blueberry	IgG	Very Low	2.89 mg/L	<8 mg/L
Cantaloupe	IgG	Very Low	10.68 mg/L	<12 mg/L
Cherry	IgG	Very Low	2.03 mg/L	<5 mg/L
Cranberry	IgG	Very Low	0.35 mg/L	<2.8 mg/L
Date	IgG	Very Low	2.98 mg/L	<5 mg/L
Elderberry	IgG	Very Low	4.54 mg/L	<7.5 mg/L
Fig	IgG	Very Low	9.05 mg/L	<10 mg/L
Gogiberry	IgG	Low	2.90 mg/L	<4 mg/L
Gooseberry	IgG	Low	6.37 mg/L	<6 mg/L
Guava	IgG	Very Low	1.79 mg/L	<5 mg/L
Grape	IgG	Very Low	1.01 mg/L	<3 mg/L
Grapefruit	IgG	Moderate	10.65 mg/L	<4 mg/L
Honeydew	IgG	Very Low	0.38 mg/L	<4 mg/L
Jackfruit	IgG	Very Low	2.90 mg/L	<3.5 mg/L
Kiwi	IgG	Very Low	2.75 mg/L	<5 mg/L
Kumquat/Cumquat	IgG	Very Low	5.37 mg/L	<6 mg/L
Lemon	IgG	Very Low	1.52 mg/L	<3.5 mg/L
Lime	IgG	Very Low	3.66 mg/L	<4 mg/L
Lychee/Litchi	IgG	Moderate	11.90 mg/L	<5 mg/L
Mango	IgG	Very Low	1.22 mg/L	<3 mg/L
Mangosteen	IgG	Very Low	0.78 mg/L	<4 mg/L
Monk Fruit	IgG	Very Low	1.97 mg/L	<5 mg/L
Mulberry	IgG	Very Low	2.80 mg/L	<5 mg/L
Olive	IgG	Very Low	0.19 mg/L	<2 mg/L
Orange	IgG	Very Low	1.18 mg/L	<3 mg/L
Papaya	IgG	Very Low	2.13 mg/L	<4 mg/L
Papaya	IgG	Very Low	3.73 mg/L	<4 mg/L
Passion fruit	IgG	Very Low	1.96 mg/L	<3.5 mg/L
Peach	IgG	Very Low	0.17 mg/L	<4 mg/L
Pear	IgG	Very Low	0.74 mg/L	<3.5 mg/L
Persimmon	IgG	Very Low	2.02 mg/L	<8 mg/L
Pineapple	IgG	Very Low	0.67 mg/L	<3.2 mg/L
Plum	IgG	Very Low	2.26 mg/L	<4 mg/L
Pomegranate	IgG	Very Low	1.71 mg/L	<4 mg/L
Prune	IgG	Very Low	1.15 mg/L	<4 mg/L
Raspberry	IgG	Very Low	0.32 mg/L	<3 mg/L
Strawberry	IgG	Very Low	1.53 mg/L	<3 mg/L
Tangerine	IgG	Very Low	2.56 mg/L	<4 mg/L
Watermelon	IgG	Very Low	2.56 mg/L	<4 mg/L

Grains

Antigen Name	Analyte	Class	Value	Very Low Range
Amaranth	IgG	Very Low	1.34 mg/L	<4 mg/L
Barley	IgG	Low	15.25 mg/L	<10 mg/L
Bran	IgG	Very Low	2.68 mg/L	<6.5 mg/L
Brown Rice	IgG	Very Low	2.26 mg/L	<4 mg/L
Buckwheat	IgG	Very Low	1.19 mg/L	<3 mg/L
Corn	IgG	Very Low	0.32 mg/L	<4 mg/L
Gluten	IgG	Very Low	1.09 mg/L	<3.5 mg/L
Gluten	IgG	Very Low	0.62 mg/L	<3.5 mg/L
Malt	IgG	Moderate	16.31 mg/L	<11 mg/L
Millet	IgG	Very Low	1.15 mg/L	<4 mg/L
Oat	IgG	Very Low	3.64 mg/L	<4 mg/L
Rye	IgG	Very Low	1.05 mg/L	<4 mg/L
Sorghum	IgG	Very Low	2.19 mg/L	<6 mg/L
Spelt	IgG	Very Low	2.40 mg/L	<6 mg/L

Provider: Dr. Lianne Marks
Patient: Sample Patient Name
Accession #: 2024028574
Collected: 2024-03-20

E-Mail: SampleEmail@onsiteclinicalcare.com
Sex: F
Age: 24
Received: 2024-03-20

Sample Type: DBS
Date of Birth: 2000-03-22
Completed: 2024-03-20

IgG

CLIA #: 50D0965661
CAP accredited

Grains (Continued)

Antigen Name	Analyte	Class	Value	Very Low Range
Teff	IgG	Very Low	1.96 mg/L	<5 mg/L
Wheat	IgG	Very Low	0.49 mg/L	<3.5 mg/L
Wheat germ agglutinin (lectin)	IgG	Very Low	9.21 mg/L	<10 mg/L
White Rice	IgG	Very Low	0.71 mg/L	<3.5 mg/L

Herbs/Spices

Antigen Name	Analyte	Class	Value	Very Low Range
Allspice	IgG	Low	13.99 mg/L	<10 mg/L
Anise	IgG	Very Low	1.21 mg/L	<4 mg/L
Basil	IgG	Very Low	5.80 mg/L	<22 mg/L
Bay Leaf	IgG	Very Low	2.08 mg/L	<7.5 mg/L
Black Pepper	IgG	Very Low	9.53 mg/L	<15 mg/L
Chili Pepper	IgG	Very Low	1.77 mg/L	<3 mg/L
Cinnamon	IgG	Low	6.04 mg/L	<5 mg/L
Clove	IgG	Very Low	4.19 mg/L	<5 mg/L
Coriander	IgG	Very Low	5.91 mg/L	<12 mg/L
Curry Powder	IgG	Very Low	3.90 mg/L	<5 mg/L
Dill	IgG	Very Low	2.56 mg/L	<8 mg/L
Fennel Seed	IgG	Very Low	3.16 mg/L	<4 mg/L
Ginger	IgG	Very Low	9.97 mg/L	<12 mg/L
Licorice	IgG	Very Low	4.08 mg/L	<7.5 mg/L
Mustard	IgG	Very Low	1.55 mg/L	<5 mg/L
Oregano	IgG	Very Low	5.77 mg/L	<8 mg/L
Paprika	IgG	Low	4.00 mg/L	<4 mg/L
Parsley	IgG	Low	5.22 mg/L	<5 mg/L
Peppermint	IgG	Very Low	7.06 mg/L	<15 mg/L
Rosemary	IgG	Very Low	3.66 mg/L	<6.5 mg/L
Sage	IgG	Very Low	5.07 mg/L	<8 mg/L
Sweet Marjoram	IgG	Very Low	3.24 mg/L	<7 mg/L
Tarragon	IgG	Very Low	2.34 mg/L	<8 mg/L
Thyme	IgG	Very Low	4.92 mg/L	<12 mg/L
Turmeric	IgG	High	17.02 mg/L	<8 mg/L
Vanilla	IgG	Moderate	27.58 mg/L	<15 mg/L
Yerba mate	IgG	Very Low	1.55 mg/L	<5 mg/L

Legumes

Antigen Name	Analyte	Class	Value	Very Low Range
Adzuki Bean / Red Bean	IgG	Very Low	0.95 mg/L	<4 mg/L
Black-Eyed Pea	IgG	Very Low	1.93 mg/L	<4 mg/L
Chickpea	IgG	Very Low	0.96 mg/L	<3 mg/L
Fava bean	IgG	Very Low	1.22 mg/L	<6 mg/L
Green Bean	IgG	Very Low	3.30 mg/L	<8 mg/L
Green Pea	IgG	Very Low	0.99 mg/L	<3 mg/L
Kidney Bean	IgG	Very Low	2.39 mg/L	<8 mg/L
Lentil	IgG	Very Low	0.87 mg/L	<4 mg/L
Lima Bean	IgG	Very Low	1.01 mg/L	<3 mg/L
Mung Bean	IgG	Very Low	1.24 mg/L	<4 mg/L
Navy Bean / White Bean	IgG	Very Low	1.97 mg/L	<10 mg/L
Pinto Bean	IgG	Very Low	1.08 mg/L	<4 mg/L
Soybean	IgG	Very Low	1.37 mg/L	<3 mg/L

Meat/Poultry

Antigen Name	Analyte	Class	Value	Very Low Range
Beef	IgG	Very Low	0.88 mg/L	<3 mg/L
Buffalo	IgG	Very Low	0.65 mg/L	<2 mg/L
Chicken	IgG	Very Low	0.62 mg/L	<4 mg/L
Duck	IgG	Very Low	0.02 mg/L	<2 mg/L
Goose	IgG	Very Low	0.72 mg/L	<3 mg/L
Lamb	IgG	Very Low	0.39 mg/L	<3 mg/L

Meat/Poultry (Continued)

Antigen Name	Analyte	Class	Value	Very Low Range
Pork	IgG	Very Low	0.13 mg/L	<3 mg/L
Rabbit	IgG	Very Low	0.50 mg/L	<3 mg/L
Turkey	IgG	Very Low	0.19 mg/L	<3 mg/L
Venison	IgG	Very Low	0.26 mg/L	<2 mg/L

Miscellaneous

Antigen Name	Analyte	Class	Value	Very Low Range
Aloe vera	IgG	Very Low	3.37 mg/L	<6 mg/L
Baker's / Brewer's Yeast	IgG	Very Low	1.49 mg/L	<3.5 mg/L
Black Tea	IgG	Very Low	3.69 mg/L	<4 mg/L
Button Mushroom	IgG	Very Low	1.30 mg/L	<8 mg/L
Cane Sugar	IgG	Moderate	26.61 mg/L	<12 mg/L
Cocoa Bean (Chocolate)	IgG	Very Low	3.91 mg/L	<10 mg/L
Coffee Bean	IgG	Very Low	1.74 mg/L	<8 mg/L
Flaxseed	IgG	Very Low	0.13 mg/L	<3 mg/L
Ginseng	IgG	Very Low	1.57 mg/L	<4 mg/L
Green Tea	IgG	Very Low	9.06 mg/L	<16 mg/L
Hemp	IgG	Very Low	2.82 mg/L	<3 mg/L
Honey	IgG	Very Low	2.33 mg/L	<4 mg/L
Hops	IgG	Very Low	4.15 mg/L	<10 mg/L
Maple Sugar	IgG	Low	7.29 mg/L	<6 mg/L
Sesame Seed	IgG	Very Low	2.04 mg/L	<8 mg/L
Shiitake Mushroom	IgG	Very Low	5.95 mg/L	<15 mg/L
Stevia	IgG	Very Low	0.70 mg/L	<4 mg/L
Sunflower Seed	IgG	Very Low	0.95 mg/L	<3.5 mg/L

Nuts/Seeds

Antigen Name	Analyte	Class	Value	Very Low Range
Almond	IgG	Low	4.88 mg/L	<3 mg/L
Brazil Nut	IgG	Very Low	1.74 mg/L	<3.5 mg/L
Canola Seed	IgG	Very Low	0.94 mg/L	<6 mg/L
Caraway seed	IgG	Very Low	1.53 mg/L	<5 mg/L
Cashew Nut	IgG	Very Low	2.50 mg/L	<3 mg/L
Chestnut	IgG	Very Low	0.44 mg/L	<2 mg/L
Chia Seed	IgG	Very Low	1.59 mg/L	<7.5 mg/L
Coconut	IgG	Very Low	0.32 mg/L	<4 mg/L
Cola Nut / Kola Nut	IgG	Very Low	20.78 mg/L	<24 mg/L
Fenugreek seeds	IgG	Very Low	1.33 mg/L	<4 mg/L
Ginkgo Nut	IgG	Very Low	19.13 mg/L	<24 mg/L
Hazelnut	IgG	Very Low	1.26 mg/L	<4 mg/L
Macadamia Nut	IgG	Very Low	1.67 mg/L	<3 mg/L
Peanut	IgG	Very Low	1.38 mg/L	<4 mg/L
Pecan	IgG	Very Low	0.94 mg/L	<4 mg/L
Pine Nut	IgG	Very Low	1.42 mg/L	<3.5 mg/L
Pistachio Nut	IgG	Very Low	1.82 mg/L	<3 mg/L
Poppy Seed	IgG	Very Low	1.09 mg/L	<4 mg/L
Pumpkin seeds	IgG	Very Low	2.59 mg/L	<4 mg/L
Quinoa	IgG	Very Low	2.90 mg/L	<3 mg/L
Safflower Seed	IgG	Very Low	1.54 mg/L	<6 mg/L
Walnut	IgG	Very Low	0.84 mg/L	<5 mg/L

Vegetables

Antigen Name	Analyte	Class	Value	Very Low Range
Arrowroot	IgG	Low	25.60 mg/L	<24 mg/L
Artichoke	IgG	Very Low	3.64 mg/L	<20 mg/L
Asparagus	IgG	Very Low	4.53 mg/L	<5 mg/L
Avocado	IgG	Very Low	0.36 mg/L	<2 mg/L
Bamboo Shoot	IgG	Very Low	3.04 mg/L	<4 mg/L
Beet	IgG	Very Low	1.63 mg/L	<6 mg/L
Broccoli / Brussel Sprouts	IgG	Very Low	1.98 mg/L	<7.5 mg/L

Provider: Dr. Lianne Marks
Patient: Sample Patient Name
Accession #: 2024028574
Collected: 2024-03-20

E-Mail: SampleEmail@onsiteclinicalcare.com
Sex: F
Age: 24
Received: 2024-03-20

Sample Type: DBS
Date of Birth: 2000-03-22
Completed: 2024-03-20

IgG

CLIA #: 50D0965661
 CAP accredited

Vegetables (Continued)

Antigen Name	Analyte	Class	Value	Very Low Range
Burdock Root	IgG	Very Low	14.41 mg/L	<18 mg/L
Cabbage	IgG	Very Low	2.03 mg/L	<3.5 mg/L
Carrot	IgG	Low	11.28 mg/L	<8 mg/L
Cauliflower	IgG	Very Low	2.06 mg/L	<3 mg/L
Celery	IgG	Very Low	2.31 mg/L	<4 mg/L
Chard	IgG	Very Low	1.68 mg/L	<4.5 mg/L
Chive	IgG	Very Low	4.13 mg/L	<5.5 mg/L
Cucumber	IgG	Very Low	1.40 mg/L	<3 mg/L
Eggplant	IgG	Very Low	2.21 mg/L	<8 mg/L
Endive	IgG	Very Low	2.89 mg/L	<5 mg/L
Garlic	IgG	Very Low	1.85 mg/L	<6 mg/L
Green Bell Pepper	IgG	Very Low	1.60 mg/L	<4 mg/L
Horseradish	IgG	Very Low	5.42 mg/L	<7.5 mg/L
Kale	IgG	Very Low	3.17 mg/L	<10 mg/L
Kelp	IgG	Very Low	7.29 mg/L	<20 mg/L
Kohlrabi	IgG	Very Low	2.18 mg/L	<5 mg/L
Leek	IgG	Very Low	1.72 mg/L	<4 mg/L
Lettuce	IgG	Very Low	2.14 mg/L	<3.5 mg/L
Lotus Root	IgG	Very Low	3.96 mg/L	<7 mg/L
Okra	IgG	Very Low	1.60 mg/L	<5 mg/L
Onion	IgG	Very Low	1.20 mg/L	<3.5 mg/L
Pumpkin	IgG	Very Low	0.73 mg/L	<3 mg/L
Radish / Daikon	IgG	Very Low	1.56 mg/L	<4 mg/L
Rhubarb	IgG	Very Low	2.88 mg/L	<5.5 mg/L
Spinach	IgG	Low	3.77 mg/L	<3.5 mg/L
Squash	IgG	Very Low	1.74 mg/L	<4 mg/L
Sweet Potato	IgG	Very Low	3.12 mg/L	<7 mg/L
Turnip	IgG	Very Low	2.03 mg/L	<4 mg/L
Tomato	IgG	Low	2.98 mg/L	<2.8 mg/L
Wasabi	IgG	Very Low	2.66 mg/L	<6.5 mg/L
White Potato	IgG	Very Low	2.43 mg/L	<5 mg/L
Zucchini Squash	IgG	Very Low	1.88 mg/L	<4 mg/L